

Source transfer system

Pulsar STS 16

Power supply redundancy for single-connection circuit equipment

With the Pulsar STS 16, power from 2 independent sources can be supplied to servers and circuit equipment which only have one input power supply.

Redundancy

At present, only top-of-the-range servers are equipped with a dual electrical power supply.

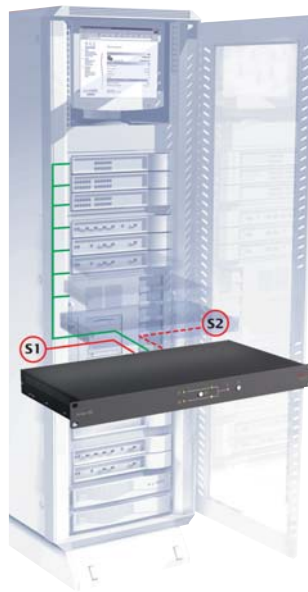
In their original form the majority of these types of equipment - including concentrators, switches, auto-routers, invoicing servers, SMS servers and middle-of-the range servers - are single-connection, that is to say they have only one electrical input supply. With the Pulsar STS, every rack of critical equipment can be connected to a redundant power supply.

Both sources (primary and secondary) are connected, in a very straightforward manner, to the STS in the base of the rack. The Pulsar STS then controls the redundancy of this electrical power supply. If the primary source fails, transfer to the secondary source is automatic and instantaneous.

Simple and cost-effective

Considering its advanced design, the price of the Pulsar STS is highly competitive compared with the 'dual power supply' options available from suppliers of computer equipment.

1 U high, the unit can be installed easily within the rack. Five LEDs indicate the status of the sources and the STS.



Reliability

Designed to provide redundancy as close as possible to the equipment, the Pulsar STS deploys a 'break before make' technology based on relays:

- In the event of a short-circuit, the Pulsar STS ensures that the fault cannot affect the alternative source, so that power continues to be supplied to the fault-free equipment,
- Power is transferred without overlap of the sources in order to prevent any node of reliability,
- Even if it suffers a fault, the Pulsar STS continues to supply power to the equipment from the remaining available source.

2 independent sources for a redundant power supply:

- strategic servers
- circuit and telecoms equipment



Dual power supply for single-connection equipment.



Critical applications requiring two independent electrical sources.

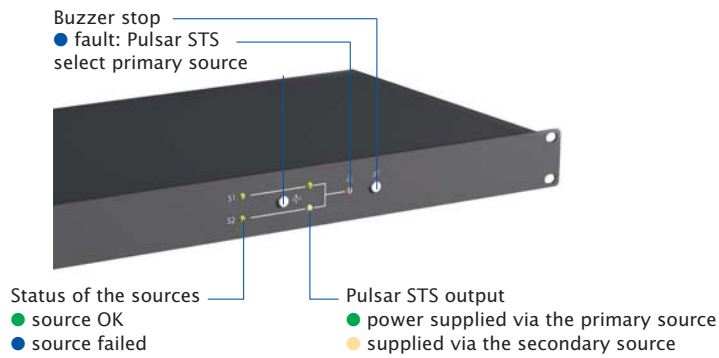
M G E

Office Protection Systems


An Eaton Brand

Source transfer system - Pulsar STS 16

Pulsar STS, front view



Pulsar STS, rear view



Associate communication

A simple and complete mimic diagram

displays the various status of the sources and the Pulsar STS.

An 'STS COM' communication port

of the dry contact type indicates the status of the sources and the Pulsar STS:

- ▶ primary source,
- ▶ source OK,
- ▶ fault within the Pulsar STS.

MGE PowerServices™

2-year guarantee.

Standard exchange of the product if it proves to be defective.

Technical characteristics

Pulsar	STS 16
Nominal current	16 A
Compatibility	with all uninterruptible power supplies which use on-line double conversion technology
Input/output	
Voltage/input frequency	208/220/230/240 V +/- 12% ; 50/60 Hz
Output protection	1 thermal cutout per set of IEC 13 connectors
Performance	
Transfer time	6 ms
Technical standards	
Safety	EN 50091-1
EMC	EN 50022/B, IEC 1000-4
Marking	CE, TÜV/GS/UL
Connection	
Inputs	2 connecting cables with IEC C20 connector (16 A male connector)
Outputs	2 set of 3 IEC C13 connectors 1 set of 1 IEC C19 connector
Dimensions and weight	
Dimensions, H x W x D (mm)	430 x 43 x 250
Net weight (kg)	5

Model numbers

Pulsar STS 16	16 A
STS 16	66 028
Set of two 16 A connecting cables IEC female connector / USE-DIN male connector length 1.5 m	66 397
1 cable / IEC 10 A male to IEC 16 A female	66 029